


# DON'T VOID YOUR WARRANTY!

## CHANGE YOUR OIL!

Oil contamination or starvation will VOID WARRANTY.




Deposit/Grit on worn bearing.




Turbo full of sludge.

## CLEAN PATH FROM INTAKE FILTER - DPF AND MANIFOLDS.

Object damage will VOID WARRANTY.



Damage to inner fins can ONLY be caused by debris.



Bent VGT fins caused by debris impact (carbon/metal). Resulting in stuck actuator lever.

## PRESSURE IMBALANCE WILL CAUSE OIL LEAK.

NOT COVERED BY WARRANTY.

Seal wear indicates poor engine condition and will cause oil to leak in turbo.



# CHECKLIST

---

## TURBO STARTUP

- **Diagnose and fix the original cause of turbo failure.**
- **Change oil/filter.** Inspect drain and feed lines & bypass valve.
- Replacing the oil feed line/pipe is recommended.
- Fix any leaks or restrictions at intercooler, hoses, EGR, PCV, crankcase filter/excess case pressure (blowby), & exhaust system. **Service/clean the DPF.**
- **Check exhaust manifolds are clear of debris.**
- Carbon chunks or metal pieces will damage your turbo.
- With drain line connected, fill turbo with clean oil.
- With oil feed removed & injector fuse disconnected - crank until clean oil is supplied. Connect feed to turbo.
- Tip: Wash engine to make leaks easier to locate.

### TECH SERVICE HOT LINE

---

Call (844) 476-8500

8:00 AM - 6:00 PM EST

Use camera to  
scan for more info

